

Writing tasks-ICT activities



Photographs of the exhibition House Secrets have been provided to give students the opportunity to produce a publication or slideshow presentation back at school of their visit to Scienceworks Museum.

The students could work individually or in small groups on the computer. The task could be presented as a PMI thinking tool (Plus Minus Interesting, see website: <http://vels.vcaa.vic.edu.au/support/teaching.html#graphic>) where students write captions for photos of their choice according to the PMI model.

Once collated, the images and captions can be made into a publication or slideshow ready to be viewed by the class. Students may consider using Movie maker and include audio of comments about what they observed during their visit. They could focus on the objects, interactives and design elements of the exhibition.

This project could then be placed on the school's website to be viewed by other members of the school community.

Scopri i segreti della casa

Gli esperimenti a scuola



Ball



Basin



Bath



Beater



Bed




Bed2



Can3



Cheese




Clock



Scopri i segreti della casa

Gli esperimenti a scuola



Clothes



Drawers




Dryer



Floor



Fridge



Fruit




Irons



Phone



Radios



Silverlight



Toilet



Updown